

Medical image filing system

Integrated medical data management system

Multi Modality Picture Archiving and Communication System



Point 1
Multi-filing
DICOM, JPEG,
scanned
documents

Point 2
Customized
short cut keys
for efficient
operation

Point 3
Line-View,
Integrated
screen display

Point 4
Linkage to EMR,
those in
other facilities

Point 5
Variety extended
functions
(option)

Smart operation with integrated management of DICOM, JPEG, scanned documents and etc. and linkage to other systems



Excel Creates Inc.

Integrated medical data management system

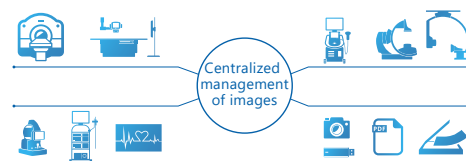
Smart operation with integrated management of DICOM, JPEG, scanned documents and etc. and linkage to other systems

FORZ
series

Point
1

Multi filing system

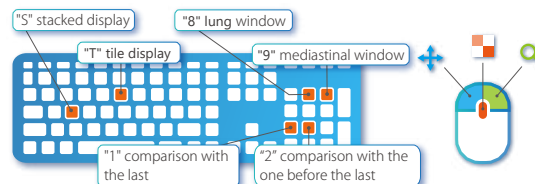
Centralized management of DICOM images, DICOM video images (Multi frame), general images such as those in JPEG, scanned data, document files and etc.



Point
2

Customized short cut keys for efficient operation

- Single key operation to see comparison with the last, one before the last
- Preset to save frequently used display layouts

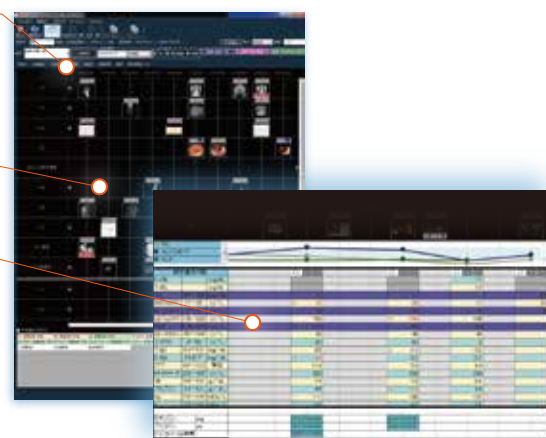


Point
3

Line-View Integrated display window

- Displays the test results in chronological order as thumbnails for each patient ID on a single screen. You can overview and confirm when and what tests have been made. It visually display information how long passed after the previous tests.
 - Centralized management of modality medical images, scanned data in facilities, image data introduced from other facilities.
 - Displays physiological test data, health check data
- You can see blood test results in facilities, those outsourced, health check history, health check results, in the same timeline of other image data on the screen.

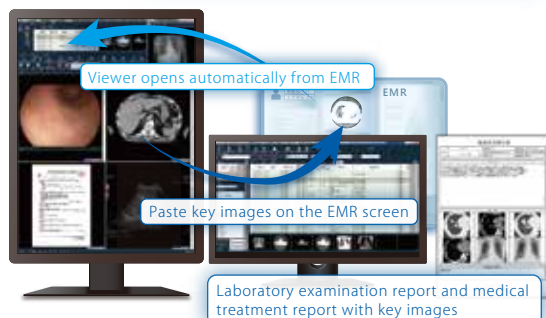
*The implementation of additional expansion options, such as laboratory examination system and health checkup system, is required.



Point
4

Linkage to EMR, Linkage to other facilities

- Linking electronic medical records
 - Viewer opens automatically when EMR starts up
 - Viewer closes automatically when EMR shut down
 - Paste key images on the EMR screen
 - Operation of both EMR and viewer by single keyboard, PC and mouse
- Linkage to other facilities (Input/Output)
 - Import DICOM images from other facilities and manage centrally
 - Create DICOM media for introduction to other facilities on the viewer



Point
5

Variety extended functions (option)

- Report
 - Key images can be pasted to create laboratory examination report and medical treatment report
 - Other reporting functions
- Mammography viewer
 - Applied to soft copy certification
 - Single button indication of image display process
 - Breast ultrasound display
- MWM server
 - Supporting linkage of modalities for patient attributes information and/or ordering information
- Cloud PACS, utilizing cloud server
- Application to Health checkup facilities
 - Matching, Viewer and Reports
- 3D workstation
 - MIP, MPR, Volume rendering
- Modality (Equipment) sharing system
 - Online reservation of facilities in surrounding area
 - Online report for test result
- Remote radiology system
 - Image transmission to remote radiologist for interpretation
 - Filing of result report

Excel Creates Inc.



URL: www.excel-creates.jp

E-mail: information@excel-creates.jp

[Osaka Head Office] TEL : +81-6-6121-2130 FAX : +81-6-4964-1133

[Tokyo Sales Office] TEL : +81-3-6274-8140 FAX : +81-3-6274-8143

[Nagoya Office] TEL : +81-52-211-9559

[Hanoi Representative Office] TEL : +84-963.426.493